

2015 MAG National Clubs Division D Day 2

Team Results







Sep 17-23, 2015

Page: 1

Printed: 9/18/2015 12:37 PM

Men / DD / All Ages

Session: All

Rank	Gym	Team	Score						
1	Gold Coast	GG	177.882	28.732 1	29.850 2	29.250 1	30.000 1	29.100 3	30.950 1
	204	Dartanion Salerno		9.866	9.800	10.050	9.900	10.000	10.500
	202	Shay Graham-Betts		9.600	10.200		10.100	9.700	
	200	Zane Andrews		9.266					10.350
	201	Caleb Gallez			9.850	9.600	10.000	9.400	
	205	Lachlan Richards				9.600			10.100
2	Manly	MAN	176.666	28.666 2	30.000 1	28.300 3	29.850 3	29.350 2	30.500 2
	256	NICHOLAS EVANOFF		9.700	9.750	9.650		9.750	
	257	CAI EVANS		9.633	10.250			9.900	10.250
	255	SAMUEL AMEY		9.333			10.050		
	259	WILLIAM MUNRO			10.000		9.850	9.700	10.100
	260	NATHAN ROCHE				9.450			
	258	MAXIMILLIAN HALL				9.200	9.950		10.150
3	Kingborough	RED	171.782	27.332 6	27.600 6	27.900 4	29.150 5T	29.800 1	30.000 3
	228	Hudson King		9.733	9.500	10.000	9.900	10.250	10.500
	225	Jonty Coad		9.533	8.900		9.500	9.450	
	226	HARRY DAVIES		8.066		8.650			9.750
	230	Jacob Shepherd			9.200	9.250	9.750	10.100	9.750
4	Super Performance	SUP	171.616	28.066 3	28.250 4	28.750 2	29.150 5T	27.900 5	29.500 6
	294	Liam Burt		9.633			9.600		9.750
	299	Caden Miller-Wright		9.333		9.650	9.700	9.500	9.900
	296	David Hamilton		9.100	9.000	9.500		9.100	9.850
	295	Kahil Evans			9.800	9.600	9.850		
	297	Cailum McLelland			9.450			9.300	
5	High Flyers	HF	167.615	26.765 10	28.450 3	25.750 11	29.300 4	27.750 7	29.600 5
	215	Jens Crosbie		9.166	9.600	8.700		9.250	9.900
	216	Taj Garmony		9.133	9.450		9.750	9.150	9.850
	217	Porter Stewart		8.466	9.400	8.450	9.800	9.350	
	218	Alexander Williams				8.600	9.750		9.850
6	Shire	SHI	166.816	27.866 4	27.050 8	27.200 6	28.300 8	28.700 4	27.700 9
	282	RHYS NESBITT		9.433	9.050	9.300		9.300	
	276	Tully Angel		9.233	9.000	9.100	9.350	9.850	9.950
	278	Mylo Collins		9.200					
	277	Taj Bova			9.000	8.800	9.550	9.550	8.950
	281	Drew Madsen					9.400		8.800

2015 MAG National Clubs Division D Day 2

Team Results







Sep 17-23, 2015

Page: 2

Printed: 9/18/2015 12:37 PM

Men / DD / All Ages

Session: All







Rank	Gym	Team	Score						
7	Canberra	C1	166.316	27.066 8	27.550 7	27.300 5	28.000 9	27.650 8	28.750 7
	167	Harry Woodward		9.366	9.350	9.900	10.050	10.200	10.250
	163	Liam Mckenzie-McHarg		9.000		8.300	8.900		9.600
	161	Edward Gillard		8.700	8.750			9.400	
	164	Aliandra Nasrun			9.450	9.100	9.050	8.050	8.900
8	Kingborough	BLU	165.849	27.199 7	24.250 12	26.950 7	29.900 2	27.800 6	29.750 4
	224	Wingwai Brown		9.300	8.050	8.850	10.050	9.300	10.250
	223	Jak Atkinson		9.233	8.300	9.000	9.850	9.350	
	229	Jacob Potter		8.666	7.900				9.950
	227	Billy French				9.100	10.000	9.150	9.550
9	Castle Hill	CH1	162.733	25.633 13	27.950 5	26.750 8	28.600 7	27.000 10	26.800 11
	174	Mark Zurcher		8.800	9.550	8.900	9.650		9.100
	169	Nicolas Diaz Ballas		8.733		9.550	9.700	8.950	9.900
	173	Hayden Taylor		8.100	9.250	8.300	9.250	9.200	7.800
	168	Samuel Amery			9.150			8.850	
10	BTYC	BTY	156.649	27.499 5	24.550 11	25.900 10	27.100 11	23.700 14	27.900 8
	132	Campbell McConnell		9.200		8.450		7.450	9.300
	135	William Postma		9.166	7.900	8.350	8.650	7.350	9.450
	131	Jesse Horvat		9.133	7.900	9.100		8.900	9.150
	133	Lachlan McConnell			8.750		9.500		
	134	Logan Muller					8.950		
11	Darwin	DAR	155.266	26.766 9	24.000 13	26.200 9	27.500 10	25.000 13	25.800 14
	181	Leo Hill		9.333		9.000	9.200		8.950
	182	Luke Mustey		8.933		9.000	9.400	8.600	8.750
	179	Ryan Finocchiaro		8.500	6.800	8.200		8.400	8.100
	180	Samuel Freire			9.100			8.000	
	183	Kaito Sayama			8.100		8.900		
12	Castle Hill	CH2	153.916	25.666 12	25.350 9	25.150 12	24.950 15	26.150 11	26.650 12
	171	Cameron Legg		8.600	9.300	7.700	10.050	8.300	7.850
	172	Isaac So		8.600	7.950	8.450	7.750	8.900	8.900
	170	Brodie Haesloop		8.466	8.100	9.000	7.150	8.950	9.900

2015 MAG National Clubs Division D Day 2

Team Results

Sep 17-23, 2015

Page: 3
 Printed: 9/18/2015 12:37 PM
 Men / DD / All Ages
 Session: All

Rank	Gym	Team	Score						
13	Bankstown	BAN	152.449	24.299	23.650	25.050	26.800	25.400	27.250
				15	15	13	12	12	10
	120	ROHAN WARRIER		8.400	8.400	8.450	9.450	9.200	8.850
	119	Nicholas Trinder		8.133			8.850	8.000	9.150
	117	Alexander Bruno		7.766	7.650	8.650			9.250
	118	HARRISON MARTIN			7.600	7.950	8.500	8.200	
14	Canberra	C2	151.599	24.399	24.850	23.750	25.300	27.050	26.250
				14	10	15	14	9	13
	165	Brodie Norris		8.633	7.400	8.650	8.350	9.250	8.900
	159	Zaki Basyoni		8.400	8.800	7.500	8.600	9.000	9.050
	160	Lukas Boorer		7.366	8.650	7.600	8.350	8.800	8.300
15	Contemporary	CON	146.899	25.999	23.850	23.800	26.100	22.100	25.050
				11	14	14	13	15	15
	178	Mateusz Sankey		9.400	8.450	8.300	9.250	7.600	9.100
	177	Kailum Pearson		8.466	7.850	7.900	8.300	7.400	8.100
	176	Daniel Jakimowicz		8.133		7.600	8.550	7.100	7.850
	175	Owen Drok			7.550				